



**K.M. Government College, Narwana**



**INTERNAL QUALITY ASSURANCE CELL**

**KM Government College, Narwana**

**ANALYSIS OF STUDENT'S FEEDBACK AND ACTION TAKEN REPORT**

**SESSION (2023-2024)**

### **DECLARATION CERTIFICATE**

We certify that, the Feedback Forms of the following stakeholders received for various Departments has been duly analyzed and appropriate action taken report has been uploaded on the KM Government College, Narwana website.

**KM Government College, Narwana (Jind) Patiala Road**

**Contact No. 9416576043**

**Website:** <http://kmgcnarwana.edu.in>

**Email ID:** [kmgciqac@gmail.com](mailto:kmgciqac@gmail.com)

Students' Feedback is an essential element of the learning process. The college collects the feedback on various aspects from the students using structured questionnaire. The feedback collected from the students has been analyzed and action taken to strengthen the quality of teaching learning environment and to look for opportunities to improve overall performances including teacher in classroom engagement with students to bring excellence in teaching and learning.

This questionnaire is intended to collect information relating to your satisfaction towards facilities and services provided for creating conducive atmosphere for teaching and learning. The information provided by the students was kept confidential and was used as important feedback for quality improvement of the various courses and programs offered by K.M. College. In order to arrive at comprehensive results, statistical analysis and graphic representations has been undertaken. The responses are scored in a five-point scale for each it contains several type of points scale as attached with it. Student indicates his / her level of agreement with the following statements by selecting appropriate option. Total consolidated responses received. The IQAC has analyzed the responses of students' feedback form on curriculum design and

report submitted to authorities, who in turn discuss at various aspects, including meetings with the head of the departments.

### **STUDENTS FEEDBACK ANALYSIS**

The following points emerged from the analysis of students' feedback survey:

1. Most of the student are highly satisfied with the academic and research facilities.
2. Vast majority of the students are happy with the staff/library staff in the department.
3. Most of the students are happy with the medical facilities available in the campus.
4. Some students have sought additional support to enhance the placement potential, by organizing more workshops on soft skills, interview handling, preparing for competitive exams etc.
5. Students expressed satisfaction with the functioning of Grievances cell and Sexual harassment cell.
6. The students are happy with the buildings/classrooms which are accessible to differently- abled persons.
7. Majority of the students agreed that overall atmosphere in the college campus is conducive.

### **STUDENTS SUGGESTIONS**

- More Sports events should be organized
- Information related to students should be available on online notice board
- More Projectors should be installed in classrooms for better understanding.
- Students should be made aware of placement of the courses

The feedback & suggestions obtained are discussed with the higher authorities and the issues of special concerns are addressed and discussed in the in-house meetings for the upcoming session. Required actions were taken in the form of sending circulars to departments.

### **ACTION TAKEN**

1. More sports programs events were organized.
2. Books of latest editions are regularly purchased in libraries as per the course syllabus.
3. Demand of budget for Projectors were sent to higher authorities.
4. Efforts have been made to improve the internet and Wi-Fi facilities in the campus.
5. Students will made aware of placement /outcome of the programme during Orientation/Induction programs in the beginning.

6. More of industrial visits and field visits will be conducted now, also teachers will be asked to undertake more experiential teaching learning process.
7. More career guidance and soft skill development schemes will be implemented.
8. Department of Alumni relations will organize interactive sessions with prominent alumni on guidance and career counseling as well as motivational talks from next session.

*Jain*

**CONVENER IQAC**

*Meen*  
*05/06/24*

**PRINCIPAL**



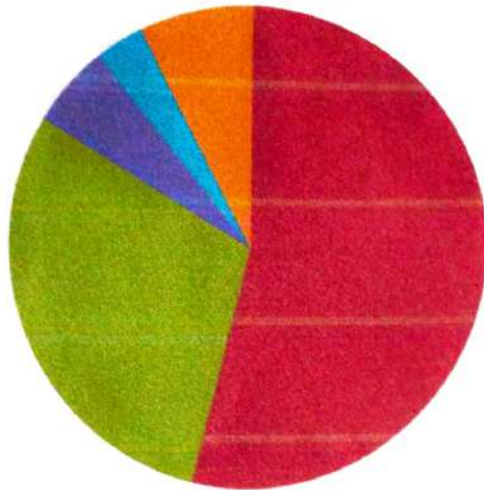
Sl. No.	Name	Age	Gender	Religion	Marital Status	Education	Occupation	Income	Assets	Liabilities	Net Worth	Remarks
1	Mr. A. B. C.	45	Male	Hindu	Married	Graduate	Self-employed	100000	1000000	500000	500000	
2	Mr. D. E. F.	35	Male	Muslim	Single	Post Graduate	Government Employee	150000	2000000	1000000	1000000	
3	Mr. G. H. I.	55	Male	Christian	Married	Graduate	Retired	80000	1500000	800000	700000	
4	Mr. J. K. L.	40	Male	Buddhist	Married	Graduate	Business	120000	1800000	900000	900000	
5	Mr. M. N. O.	30	Male	Sikh	Single	Graduate	Software Engineer	200000	2500000	1200000	1300000	
6	Mr. P. Q. R.	60	Male	Jain	Married	Graduate	Retired	60000	1200000	600000	600000	
7	Mr. S. T. U.	48	Male	Hindu	Married	Graduate	Self-employed	90000	1400000	700000	700000	
8	Mr. V. W. X.	38	Male	Muslim	Married	Graduate	Government Employee	130000	1900000	950000	950000	
9	Mr. Y. Z. A.	50	Male	Christian	Married	Graduate	Business	110000	1700000	850000	850000	
10	Mr. B. C. D.	42	Male	Buddhist	Married	Graduate	Self-employed	105000	1600000	800000	800000	
11	Mr. E. F. G.	32	Male	Sikh	Single	Graduate	Software Engineer	180000	2300000	1100000	1200000	
12	Mr. H. I. J.	58	Male	Jain	Married	Graduate	Retired	70000	1300000	650000	650000	
13	Mr. K. L. M.	46	Male	Hindu	Married	Graduate	Self-employed	95000	1500000	750000	750000	
14	Mr. N. O. P.	36	Male	Muslim	Married	Graduate	Government Employee	140000	2000000	1000000	1000000	
15	Mr. Q. R. S.	52	Male	Christian	Married	Graduate	Business	100000	1600000	800000	800000	
16	Mr. T. U. V.	44	Male	Buddhist	Married	Graduate	Self-employed	100000	1600000	800000	800000	
17	Mr. W. X. Y.	34	Male	Sikh	Single	Graduate	Software Engineer	190000	2400000	1150000	1250000	
18	Mr. Z. A. B.	54	Male	Jain	Married	Graduate	Retired	65000	1300000	600000	700000	
19	Mr. C. D. E.	47	Male	Hindu	Married	Graduate	Self-employed	98000	1550000	780000	770000	
20	Mr. F. G. H.	37	Male	Muslim	Married	Graduate	Government Employee	135000	1950000	980000	970000	
21	Mr. I. J. K.	51	Male	Christian	Married	Graduate	Business	105000	1650000	850000	800000	
22	Mr. L. M. N.	43	Male	Buddhist	Married	Graduate	Self-employed	102000	1620000	820000	800000	
23	Mr. O. P. Q.	33	Male	Sikh	Single	Graduate	Software Engineer	175000	2250000	1050000	1150000	
24	Mr. R. S. T.	53	Male	Jain	Married	Graduate	Retired	68000	1350000	620000	730000	
25	Mr. U. V. W.	45	Male	Hindu	Married	Graduate	Self-employed	92000	1480000	760000	720000	
26	Mr. X. Y. Z.	35	Male	Muslim	Married	Graduate	Government Employee	145000	2050000	1050000	1000000	
27	Mr. A. B. C.	55	Male	Christian	Married	Graduate	Business	115000	1750000	900000	850000	
28	Mr. D. E. F.	41	Male	Buddhist	Married	Graduate	Self-employed	108000	1680000	880000	800000	
29	Mr. G. H. I.	31	Male	Sikh	Single	Graduate	Software Engineer	185000	2350000	1100000	1200000	
30	Mr. J. K. L.	57	Male	Jain	Married	Graduate	Retired	72000	1400000	680000	720000	
31	Mr. M. N. O.	49	Male	Hindu	Married	Graduate	Self-employed	96000	1520000	790000	730000	
32	Mr. P. Q. R.	39	Male	Muslim	Married	Graduate	Government Employee	138000	1980000	1020000	980000	
33	Mr. S. T. U.	53	Male	Christian	Married	Graduate	Business	108000	1700000	880000	820000	
34	Mr. V. W. X.	43	Male	Buddhist	Married	Graduate	Self-employed	104000	1640000	840000	800000	
35	Mr. Y. Z. A.	33	Male	Sikh	Single	Graduate	Software Engineer	178000	2280000	1080000	1180000	
36	Mr. B. C. D.	53	Male	Jain	Married	Graduate	Retired	70000	1380000	650000	730000	
37	Mr. E. F. G.	46	Male	Hindu	Married	Graduate	Self-employed	94000	1500000	770000	730000	
38	Mr. H. I. J.	36	Male	Muslim	Married	Graduate	Government Employee	142000	2020000	1040000	980000	
39	Mr. K. L. M.	50	Male	Christian	Married	Graduate	Business	110000	1720000	920000	800000	
40	Mr. N. O. P.	42	Male	Buddhist	Married	Graduate	Self-employed	106000	1660000	860000	800000	
41	Mr. Q. R. S.	32	Male	Sikh	Single	Graduate	Software Engineer	182000	2300000	1060000	1160000	
42	Mr. T. U. V.	52	Male	Jain	Married	Graduate	Retired	74000	1420000	700000	720000	
43	Mr. W. X. Y.	44	Male	Hindu	Married	Graduate	Self-employed	98000	1540000	800000	740000	
44	Mr. Z. A. B.	34	Male	Muslim	Married	Graduate	Government Employee	148000	2080000	1080000	1000000	
45	Mr. C. D. E.	54	Male	Christian	Married	Graduate	Business	118000	1780000	960000	820000	
46	Mr. F. G. H.	40	Male	Buddhist	Married	Graduate	Self-employed	110000	1700000	900000	800000	
47	Mr. I. J. K.	30	Male	Sikh	Single	Graduate	Software Engineer	195000	2450000	1150000	1300000	
48	Mr. L. M. N.	50	Male	Jain	Married	Graduate	Retired	76000	1440000	720000	720000	
49	Mr. O. P. Q.	48	Male	Hindu	Married	Graduate	Self-employed	100000	1580000	820000	760000	
50	Mr. R. S. T.	38	Male	Muslim	Married	Graduate	Government Employee	150000	2100000	1100000	1000000	

*Handwritten signature*



Sl. No.	Name	Age	Sex	Religion	Marital Status	Education	Occupation	Income	Assets	Liabilities	Remarks
1	...	...	...	...	...	...	...	...	...	...	...
2	...	...	...	...	...	...	...	...	...	...	...
3	...	...	...	...	...	...	...	...	...	...	...
4	...	...	...	...	...	...	...	...	...	...	...
5	...	...	...	...	...	...	...	...	...	...	...
6	...	...	...	...	...	...	...	...	...	...	...
7	...	...	...	...	...	...	...	...	...	...	...
8	...	...	...	...	...	...	...	...	...	...	...
9	...	...	...	...	...	...	...	...	...	...	...
10	...	...	...	...	...	...	...	...	...	...	...
11	...	...	...	...	...	...	...	...	...	...	...
12	...	...	...	...	...	...	...	...	...	...	...
13	...	...	...	...	...	...	...	...	...	...	...
14	...	...	...	...	...	...	...	...	...	...	...
15	...	...	...	...	...	...	...	...	...	...	...
16	...	...	...	...	...	...	...	...	...	...	...
17	...	...	...	...	...	...	...	...	...	...	...
18	...	...	...	...	...	...	...	...	...	...	...
19	...	...	...	...	...	...	...	...	...	...	...
20	...	...	...	...	...	...	...	...	...	...	...
21	...	...	...	...	...	...	...	...	...	...	...
22	...	...	...	...	...	...	...	...	...	...	...
23	...	...	...	...	...	...	...	...	...	...	...
24	...	...	...	...	...	...	...	...	...	...	...
25	...	...	...	...	...	...	...	...	...	...	...
26	...	...	...	...	...	...	...	...	...	...	...
27	...	...	...	...	...	...	...	...	...	...	...
28	...	...	...	...	...	...	...	...	...	...	...
29	...	...	...	...	...	...	...	...	...	...	...
30	...	...	...	...	...	...	...	...	...	...	...
31	...	...	...	...	...	...	...	...	...	...	...
32	...	...	...	...	...	...	...	...	...	...	...
33	...	...	...	...	...	...	...	...	...	...	...
34	...	...	...	...	...	...	...	...	...	...	...
35	...	...	...	...	...	...	...	...	...	...	...
36	...	...	...	...	...	...	...	...	...	...	...
37	...	...	...	...	...	...	...	...	...	...	...
38	...	...	...	...	...	...	...	...	...	...	...
39	...	...	...	...	...	...	...	...	...	...	...
40	...	...	...	...	...	...	...	...	...	...	...
41	...	...	...	...	...	...	...	...	...	...	...
42	...	...	...	...	...	...	...	...	...	...	...
43	...	...	...	...	...	...	...	...	...	...	...
44	...	...	...	...	...	...	...	...	...	...	...
45	...	...	...	...	...	...	...	...	...	...	...
46	...	...	...	...	...	...	...	...	...	...	...
47	...	...	...	...	...	...	...	...	...	...	...
48	...	...	...	...	...	...	...	...	...	...	...
49	...	...	...	...	...	...	...	...	...	...	...
50	...	...	...	...	...	...	...	...	...	...	...

*Handwritten signature in blue ink.*



1 How much of the syllabus was covered in the class?

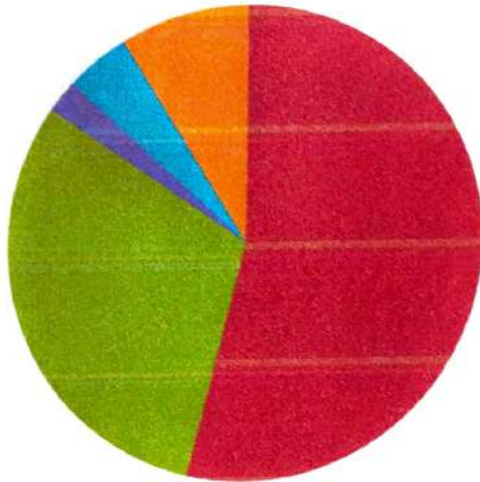
85 to 100%

70 to 84%

Below 30%

30 to 54%

55 to 69%



2 How well did the teachers prepare for the classes?

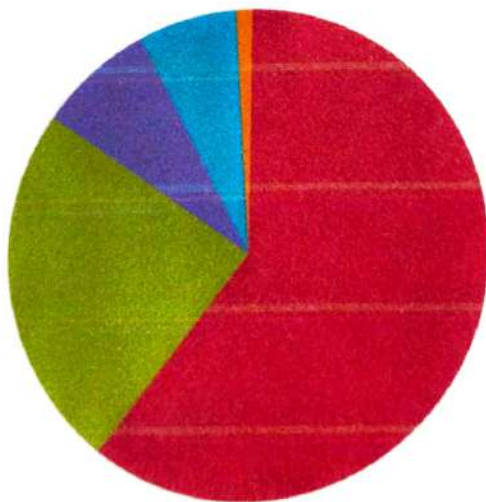
Satisfactorily

Thoroughly

Indifferently

Wont teach at all

Poorly



3 The teachers approach to teaching can best be described

Always effective

Sometimes effective


Very poor communication

Just satisfactorily

Generally ineffective

*Jain*





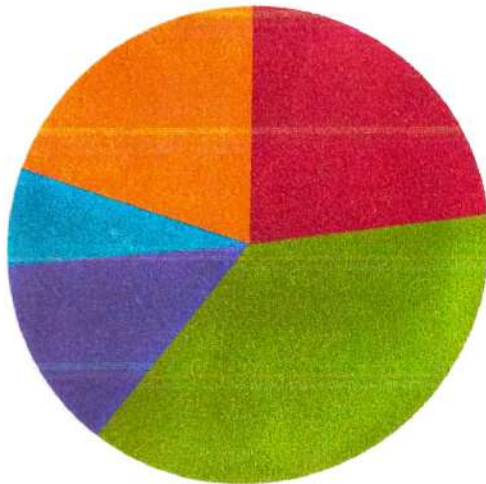
■ 4 Fairness of the internal evaluation process by the teachers

■ Usually fair

■ Always fair

■ Unfair

■ Sometimes unfair



■ 5 Was your performance in assignments discussed with you?


■ Usually

■ Every time

■ Rarely

■ Never

■ Occasionally/sometimes




■ 6 The institute take active interest in promoting internship student exchange, field visit opportunities for students.

■ Often

■ Regularly

■ Sometimes

*Jay*




■ 7 The teaching and mentoring process in your institution facilities you in cognitive, social and emotional growth.

■ Very well

■ Moderately

■ Not at all



■ 8 The institution provide multiple opportunities to learn and glow.


■ Agree

■ Strongly agree

■ Neutral

■ Strongly disagree

■ Disagree




■ 9 Teachers inform you about your expected competencies, course outcomes and programme outcome.

■ Usually

■ Every time

■ Never

*Jays*



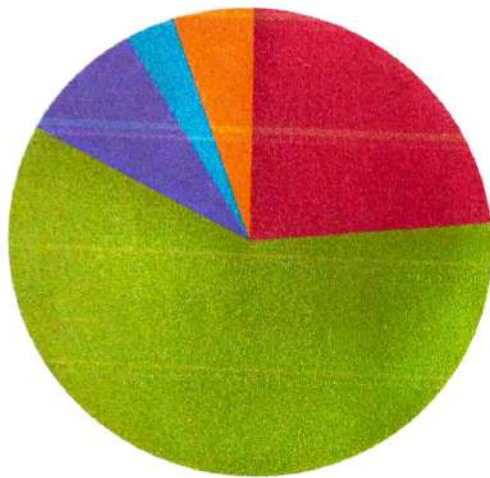
■ 10 Your mentor does a necessary follow-up with an assigned task to you.

■ Occasionally/sometimes

■ Every time

■ Usually

■ I don't have a mentor




■ 11 The teachers illustrate the concepts through example and applications.

■ Usually

■ Every time

■ Occasionally/sometimes

■ Rarely




■ 12 the teachers identify your strengths and encourage you with providing right level of challenges.

■ Reasonably

■ fully

■ Unable to

*Jess*




■ 13 Teachers are able to identify your weaknesses and help you to overcome them.

■ Usually

■ Every time

■ Occasionally/sometimes

■ Never




■ 14 The institution makes effort to engage students in the monitoring, review and continuous quality improvement of the teaching learning process.

■ Agree

■ Neutral

■ Disagree


■ Strongly agree



■ 15 The institute/ teachers use student centric methods, such as experiential learning participation learning and problem solving methodologies for enhancing learning experiences.

■ Moderate

*Jan*




■ 16 Teachers encourage you to participate in extracurricular activities.

■ Agree

■ Strongly agree

■ Disagree

■ Strongly disagree



■ 17 Efforts are made by the institute/ teachers to inculcate soft skills, and employ-ability skills to make you ready for the world of work

■ Moderate

■ To a great extent

■ Not at all

■ Very little

*Jaw*



■ 18 What percentage of teachers use ICT tools such as LCD projectors, Multimedia, etc. while teaching

■ 50-69%

■ 70-89%

■ Below 29%



■ 19 The overall quality of teaching-learning process in your institute is very good.

■ Agree

■ Strongly agree

■ Strongly disagree

■ Neutral

*Four*